MANUAL

Find a Salon

Hair and beauty salons around you, free slots and booking in one place. Free of charge.

for salon clients

findasalon.en.styling-magazine.com

Edition 2 · November 2026 · version 107

Contents

Find a Salon shows salons near you with free slots, price lists and ratings. You request an appointment in one step and the salon confirms it in the app. Free for clients, with no ads.

1	**Sign-up and the phone icon**	account, email button, installation
2	**Salons around you**	map, satellite, city, salon type
3	**Salon profile**	contact, opening hours, tabs
4	**Free slots and requests**	how to ask for an appointment
5	**My appointments**	statuses, confirming, cancelling
6	**Reminders and notifications**	what arrives and when
7	**Ratings and recommendations**	stars, comment, link for a friend
8	**Salon with a grey pin**	listed on the map, no booking
9	**Magazine**	tips, salons and brands
10	**Salon link without an account**	link and QR code from the salon
11	**Settings and privacy**	account, password, deletion

Free

No subscription and no ads.

Blue and grey pins

Blue: the salon books through Kormilo. Grey: the salon is only listed on the map.

Location stays on the phone

Used only to sort salons; it is not stored on the server.

Age 16 and over

The app is intended for people aged 16 and over.

1 Sign-up and the phone icon

Sign-up takes about a minute and is done once.

1. Open **findasalon.en.styling-magazine.com**, the salon's link or the QR code you received.
2. Enter your first and last name, phone, email and a password (at least 6 characters). Tick that you accept the terms; Styling Magazine news is optional.
3. An email arrives with the button **Confirm account**. Tap it and the account is confirmed; the button is valid for 24 hours. If you don't see the email, check your spam folder.
4. After confirming, you are on the salon map right away. At the top of the map is the bar **Install on home screen**: it guides you through adding the icon on iPhone (Safari → Share → "Add to Home Screen"), Android (Chrome → ⋮ → "Install app"), tablet and computer. You can hide the bar for the day with ×.

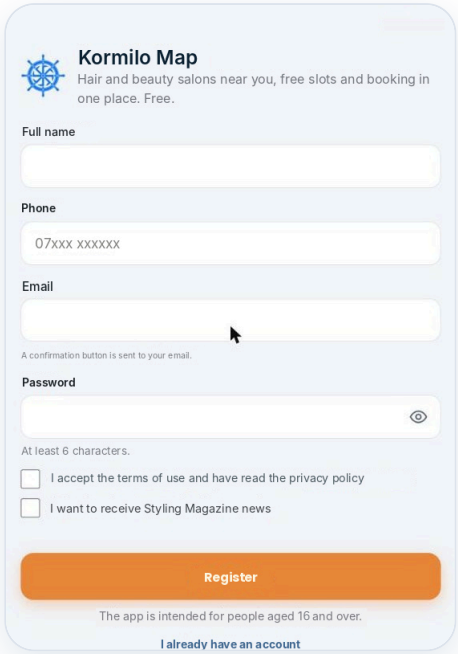

Sign-up

From then on you open the app from the icon, without a password. The password is only needed when signing in on a new phone (**I already have an account**), by email or phone.

> **WHY THIS WAY**
>
> The phone number is required because the salon recognises you by it: if you were already a client of that salon, your appointments join your existing client card. The number can be from another country.

2 Salons around you

The first screen is a map with salons and a list below it.

The app asks for your location once. If you allow it, you see salons around you; if not, you choose a city (the “change” button at the top) and get the same map and list for that city.

- Filter: All salons, Women’s hair, Men’s hair, Nails, Make-up, Beauty.
- The list is sorted by distance (“about 300 m”, as the crow flies), with a label for free slots today and the salon’s rating.
- The **Satellite** button in the map corner switches to aerial imagery; **Map** returns to the street map.
- Tapping a pin opens a box above it with the name, address and distance. Salons that book through Kormilo show **View salon** and **Directions**; grey-pin salons only **View salon**.
- Above the map is a bar with the latest Magazine post (chapter 9).

A blue pin is a salon that books through Kormilo, a grey pin a salon that is only listed on the map (chapter 8). Numbers in a circle are several salons in one place; a tap separates them.

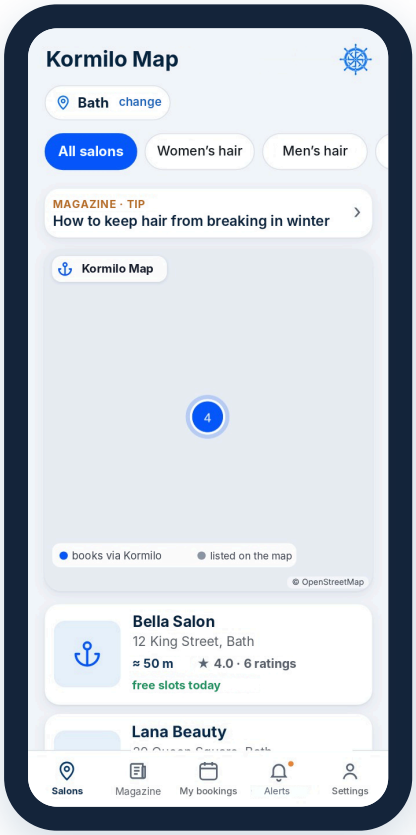

Map and filters

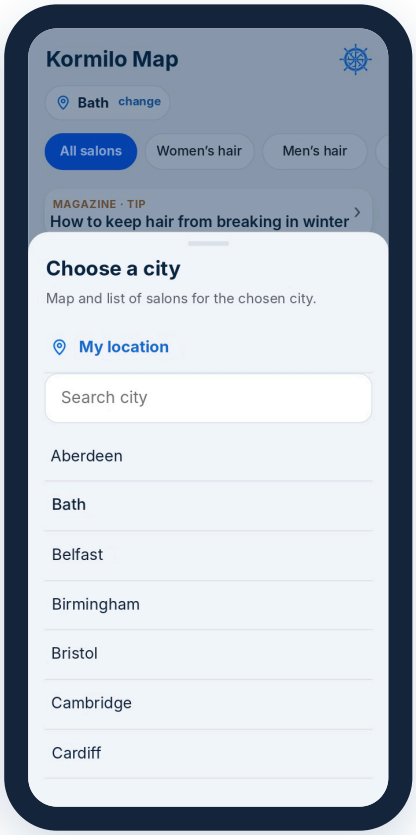

Choosing a city

WHY THIS WAY

Only salons are on the map; shops, cafés and other labels are switched off so the map stays clear. Your location is used only on the phone, to sort salons. It is not sent to the server and nobody sees it.

3 Salon profile

Tapping a salon opens its profile.

- **Directions** opens the route in Google Maps.
- **Call** shows only while the salon is open; Viber and WhatsApp always.
- Opening hours by day and a label showing whether the salon is open now.
- **Recommend to a friend**, chapter 7.

Below are three tabs: **Free slots**, **Price list** (services with price and approximate duration) and **Ratings** (average, labels and client comments with the salon's replies). The profile map moves with one finger and zooms with two fingers or a double tap.

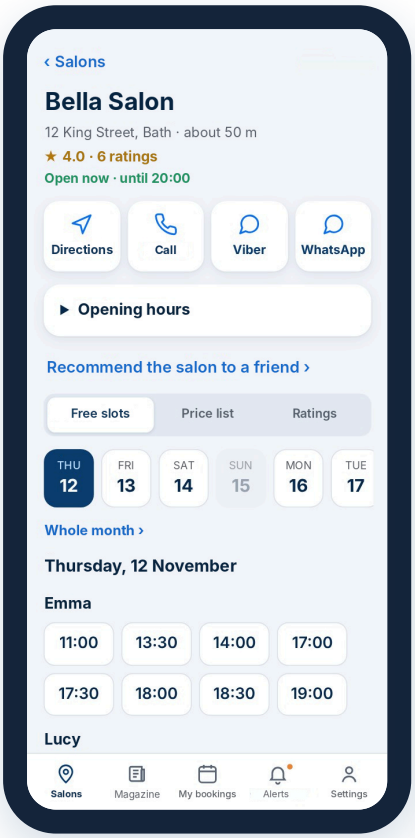

Salon profile

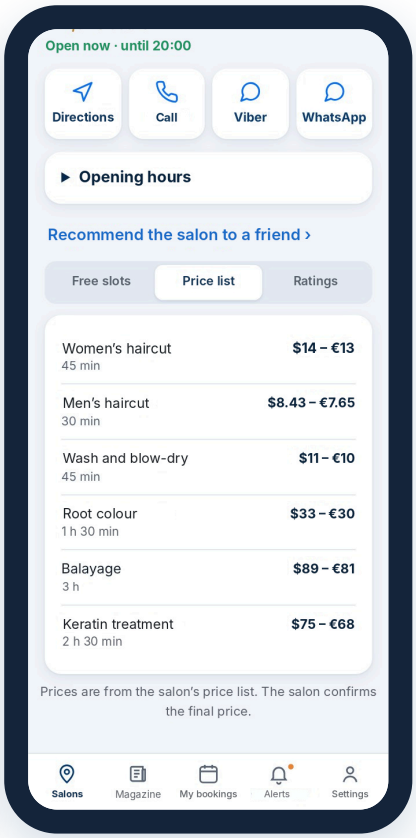

Price list

WHY THIS WAY

The price list and free slots come straight from the salon's app: when a stylist enters a phone booking or changes a price, you see it immediately.

4 Free slots and requests

You ask for an appointment with a request for an exact time and service.

1. In the Free slots tab, pick a day on the strip (14 days) or open **Whole month**. Grey days are closed or fully booked.
2. If the salon has several stylists, times are listed by name. Tap a time.
3. Choose a service: only services that fit at that time are offered, including the break the salon keeps before the next appointment. Add a note if you like (“long hair, first visit”).
4. Tap **Send request**. The salon gets your name, phone, service and note.

A request is not an appointment. The appointment exists only once the salon books it; you then get a notification and confirm with one tap.

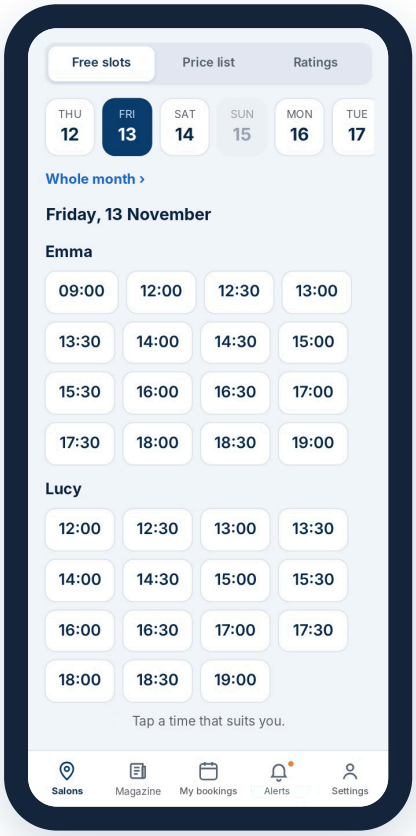

Free slots

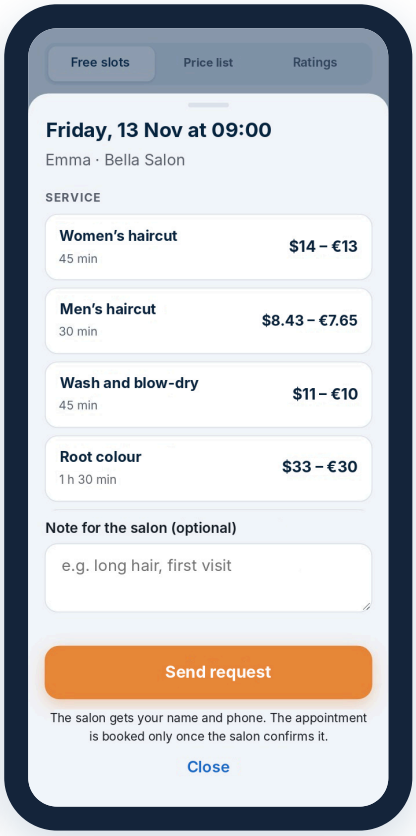

Appointment request

WHY THIS WAY

Until the salon replies, that time is held for you and not offered to others. That is why you can have only one pending request per salon. If two people request the same time, only one gets it; the other is asked to choose another time.

5 My appointments

All requests and appointments in one place, by status.

Status	Meaning
Request sent	waiting for the salon’s reply
Booked, confirm	the salon booked it; tap I confirm
Confirmed	everything is agreed
Not possible	the salon can’t do that time; pick another
You cancelled	waiting for the salon to confirm
Cancelled	the time is free again
Completed	the appointment is over; you can rate it

Cancel appointment works until the appointment starts. Every appointment also has **Directions**. If the salon moves it, you are notified and confirm again.

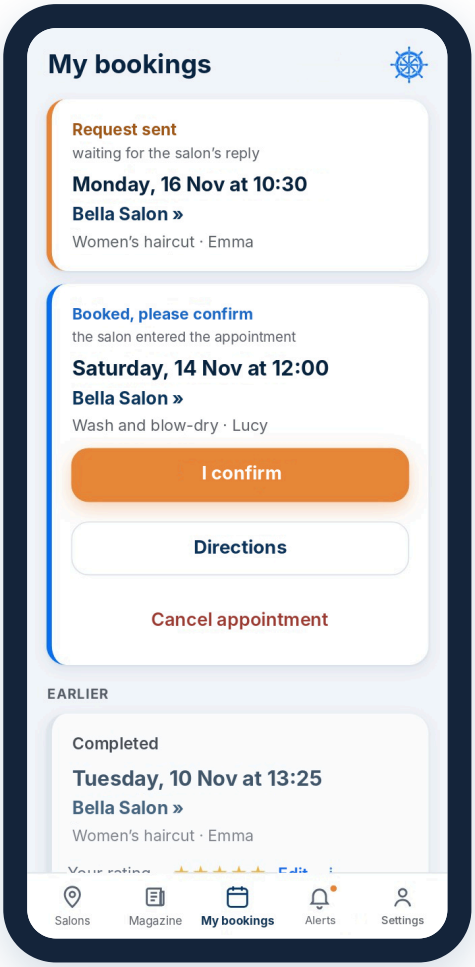

My appointments

6 Reminders and notifications

Kormilo reminds you of your appointment, automatically.

When it is booked	What you get
for the same day	one reminder, 2 hours before the start
for another day	a reminder at 8:00 on the day and another one 2 hours before the start
starts before 11:00	only one reminder, 2 hours before, never before 7:00
less than 2 hours ahead	no reminder
cancelled	no reminder

Notifications (booked, moved, cancelled, reminder, rating invitation) arrive on the phone and in the **Alerts** section of the app. If you switch them off on the phone, important messages come by email.

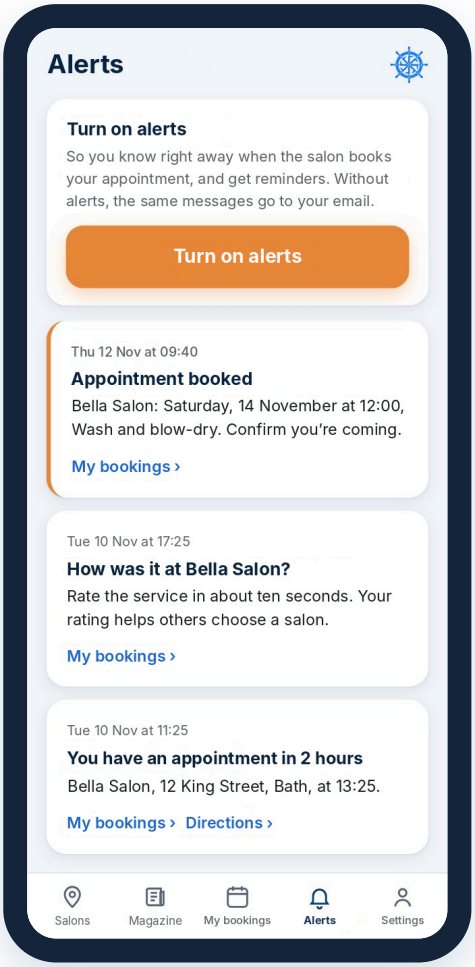

Alerts

7 Ratings and recommendations

Only clients who have been to the salon can rate it.

Rate the service

Two hours after an appointment booked through the app (and once more the next day, never at night) you are invited to rate: stars, what was good and a comment of up to 300 characters. You can change the rating for 7 days; the invitation is valid for 30 days.

Recommend a salon

On the salon profile, **Recommend the salon to a friend** sends your personal link with a ready message (you can edit it) or shows a QR code. After signing up, your friend lands straight on that salon.

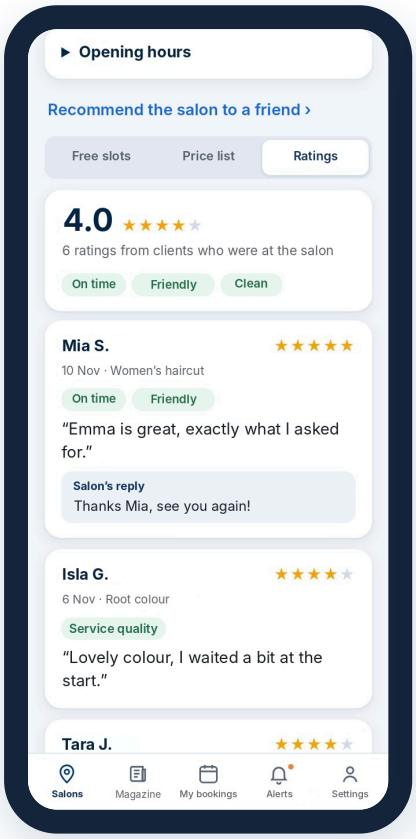

Salon ratings

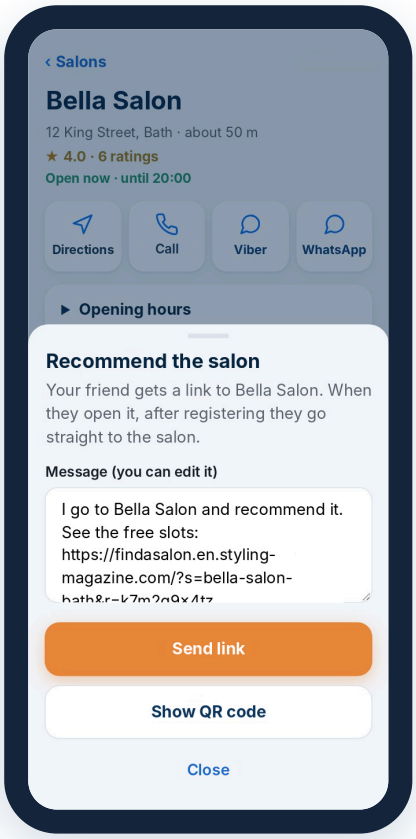

Recommend a salon

WHY THIS WAY

The average is shown from the fifth rating, so one vote cannot define a new salon. The salon can reply once publicly to a comment, and Kormilo removes offensive comments; the stars stay.

8 Salon with a grey pin

Some salons are listed on the map for free but do not book through Kormilo yet.

For such a salon you see the logo, name, address, what the salon does, its place on a small map and the phone number as an image. The profile says: “The salon is listed on the Kormilo Map and does not book through Kormilo yet. Arrange your appointment directly with the salon.”

There are no free slots, services or prices, no requests, no one-tap calls and no messages. You arrange the appointment directly with the salon, by phone.

When the salon switches to Kormilo, the pin turns blue and free slots, the price list and ratings appear on the profile.

WHY THIS WAY

The salon enters and confirms its own details by email. The number is an image so bots cannot harvest it from the map.

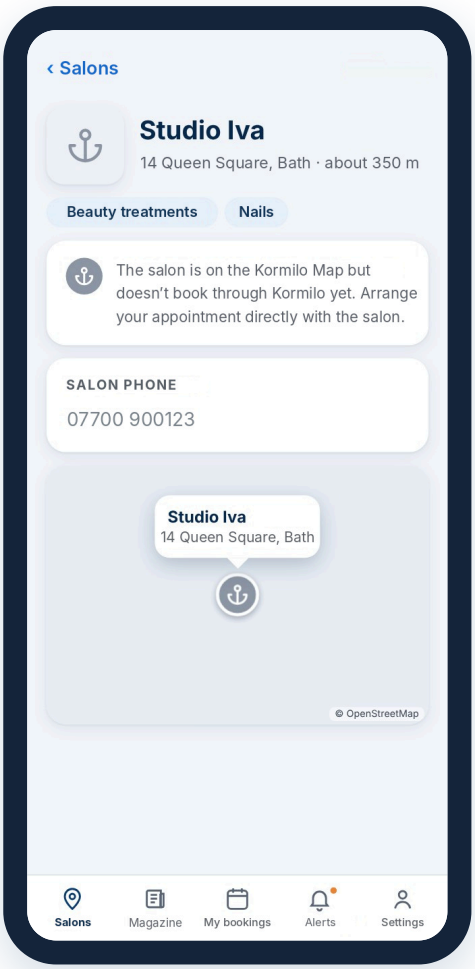

Salon with a grey pin

9 Magazine

Styling Magazine tips, and salons and brands we recommend.

Magazine is the second button in the bottom menu, right after Salons. The latest post also shows in the bar above the map.

Post type	What it brings
Tip	hair care, trends and expert advice from Styling Magazine or a partner portal
Salon	a Kormilo salon and its work; **Book** goes straight to its free slots
Brand	a brand used by Kormilo salons

Every post has an image, source and date. When a post comes from a partner portal, **Read full article** opens the original. **Share** sends the post to a friend via Viber, WhatsApp or social media.

> **WHY THIS WAY**
> The Magazine is separate from the map: salon order on the map depends only on distance.

10 Salon link without an account

A salon can send you its link or QR code; it opens without signing up.

The salon link (in the form **saloni.en.styling-magazine.com/s/name-city**) and the QR code at the salon counter open that salon's profile straight away, with no account: logo, name, address, what the salon does, map and phone. At the top it says "Kormilo Map · Salon on the salon map".

Below is the card **Install the Kormilo Map for free**: you get all hair and beauty salons in your city and across the country on your phone, in one place. **Install for free** leads you through sign-up (chapter 1), after which the app opens on that very salon. If you already have an account, tap **I already have an account**.

When the salon books through Kormilo, you cannot book free slots without an account: tapping a slot offers the installation, which takes a minute.

If the link does not work (mistyped, or the salon is no longer on the map), it says "Salon not found" and offers the free installation, so you can look for the salon on the map.

> **WHY THIS WAY**
> Whoever gets the salon link sees it without filling in anything. An account is needed only when you want to request an appointment, so the salon can recognise you.

11 Settings and privacy

Everything about your account is in Settings.

- Account name, phone and email; Styling Magazine news on or off with one tap.
- The **Manual (PDF)** is always here.
- **Sign out** and **Delete account**. Appointments stay with the salons, unlinked from you.
- Forgotten password: on the sign-in screen tap **I forgot my password** and enter your email or phone. You get a **Set new password** button by email, valid for 30 minutes. After five wrong passwords, sign-in locks for 15 minutes.

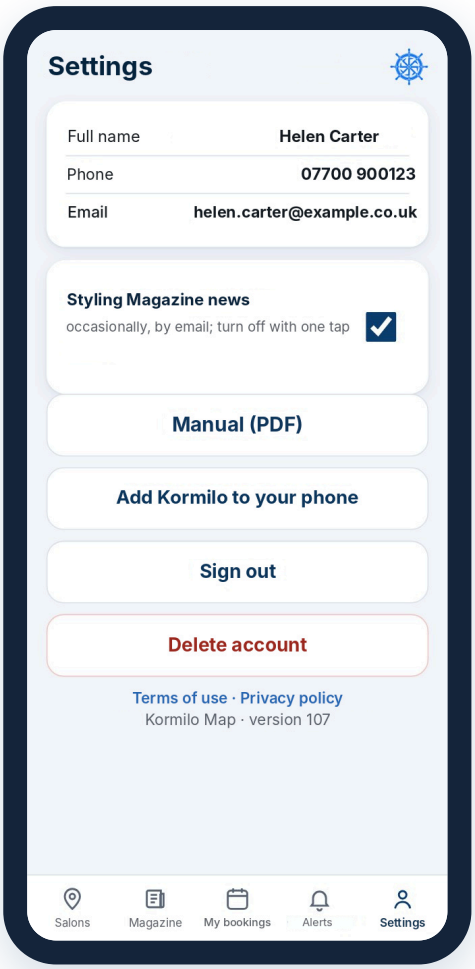

Settings

WHY THIS WAY

Kormilo does not read your contacts, photos or other apps and uses no advertising cookies. It keeps only what an appointment needs: name, phone, email and your appointments.

In short

1. Sign up, confirm the account with the email button and add Find a Salon to the home screen.
2. Allow location or choose a city, then filter the salon type.
3. On the salon profile, choose a free time and a service and send a request.
4. When the salon books it, confirm in My bookings.
5. After the visit, rate the service and recommend the salon.

Help

Questions, including about your data: **kormilo@styling-magazine.com**. Kormilo is an app of Styling Magazine, the international magazine for hairdressers.